

**Inline
C145**

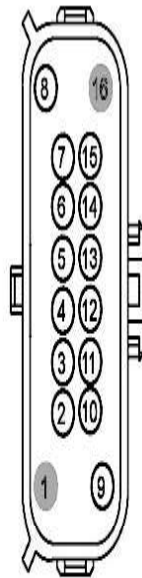
Description
INLINE

Color

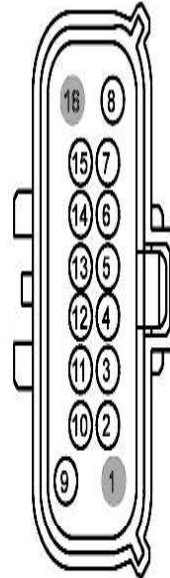
Base Part #

Service Pigtail
See Below

MALE
Harness 15K867



FEMALE
Harness 14290



[Check for Terminal Part Numbers](#)


| Pin | Circuit | Gauge | Qualifier |
|-----|---------------|-------|-----------|
| 1 | * | * | |
| 2 | LMP06 (VT-GY) | 20 | |
| 3 | VMP11 (BU-GN) | 20 | |
| 4 | GD123 (BK-GY) | 20 | |
| 5 | VMP10 (WH-BU) | 20 | |
| 6 | VMP12 (BU-GY) | 20 | |
| 7 | VMP13 (BU-OG) | 20 | |
| 8 | GD121 (BK-YE) | 18 | |
| 9 | GD123 (BK-GY) | 18 | |
| 10 | CBB23 (BN-YE) | 18 | |
| 11 | VMF04 (BN-BU) | 20 | |
| 12 | VMF05 (GY-BU) | 20 | |
| 13 | RMP06 (YE-OG) | 20 | |
| 14 | CLF29 (BN) | 16 | |
| 15 | CLF34 (YE-OG) | 16 | |
| 16 | * | * | |

| Pin | Circuit | Gauge | Qualifier |
|-----|---------------|-------|-----------|
| 1 | * | * | |
| 2 | LMP06 (VT-GY) | 20 | |
| 3 | VMP11 (BU-GN) | 20 | |
| 4 | GD123 (BK-GY) | 20 | |
| 5 | VMP10 (WH-BU) | 20 | |
| 6 | VMP12 (BU-GY) | 20 | |
| 7 | VMP13 (BU-OG) | 20 | |
| 8 | GD121 (BK-YE) | 18 | |
| 9 | GD123 (BK-GY) | 18 | |
| 10 | CBB23 (BN-YE) | 18 | |
| 11 | VMF04 (BN-BU) | 20 | |
| 12 | VMF05 (GY-BU) | 20 | |
| 13 | RMP06 (YE-OG) | 20 | |
| 14 | CLF29 (BN) | 16 | |
| 15 | CLF34 (YE-OG) | 16 | |
| 16 | * | * | |

Available Pigtail Kits

Pigtail Kit Part Number **WPT-1393**

Service Part Number: **7U2Z-14S411-KB**




Gauge:**14 18**
Pin material:**Tin & Silver**
Cavities:**16**

Vehicle Uses:

- Connector - Inline
- For Mating Connector Refer To WPT-1142

Pigtail Kit Part Number **WPT-1541**



Service Part Number: **JU2Z-14S411-KA**
Gauge:**14 16**
Pin material:**Tin & Silver**
Cavities:**16**

Vehicle Uses:

- Connector - Inline
- In-Line - Auxiliary Engine Connector
- Module - Glow Plug

**Inline
C237**

**Description
INLINE**

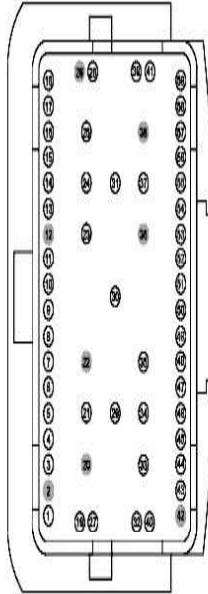
**Color
BK**

Base Part #

**Service Pigtail
Not Available**

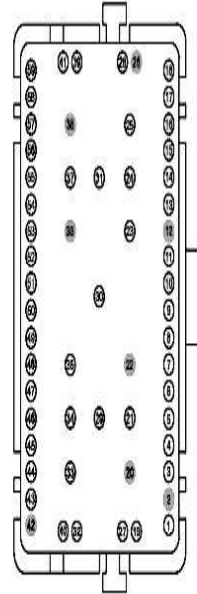
MALE

Harness 14401



FEMALE

Harness 14290



[Check for Terminal Part Numbers](#)

| Pin | Circuit | Gauge | Qualifier |
|-----|---------------|-------|-----------|
| 1 | CR167 (YE-VT) | 20 | |
| 2 | * | * | |
| 3 | CDC35 (BU-WH) | 20 | |
| 4 | VDB26 (GY-BU) | 22 | |
| 5 | VDB25 (GN-OG) | 22 | |
| 6 | CBB20 (YE) | 20 | |
| 7 | VDB31 (BU-GN) | 22 | |
| 8 | VDB32 (VT-WH) | 22 | |
| 9 | CRW13 (GN) | 18 | |
| 10 | VH406 (VT) | 26 | |
| 11 | CCB08 (VT-WH) | 20 | |
| 12 | * | * | |
| 13 | CPL51 (BU-GN) | 20 | |
| 14 | VDN04 (VT-WH) | 22 | |
| 15 | CLS10 (GN-BN) | 22 | |
| 16 | CH201 (BN) | 26 | |
| 17 | CCB08 (VT-WH) | 20 | |
| 18 | CRB04 (YE-GN) | 22 | |

| Pin | Circuit | Gauge | Qualifier |
|-----|---------------|-------|-----------|
| 1 | CR167 (YE-VT) | 20 | |
| 2 | * | * | |
| 3 | CDC35 (BU-WH) | 20 | |
| 4 | VDB26 (GY-BU) | 20 | |
| 5 | VDB25 (GN-OG) | 20 | |
| 6 | CBB20 (YE-VT) | 20 | |
| 7 | VDB31 (BU-GN) | 22 | |
| 8 | VDB32 (VT-WH) | 22 | |
| 9 | CRW13 (GN) | 18 | |
| 10 | VH406 (VT-BN) | 22 | |
| 11 | CCB08 (VT-WH) | 20 | |
| 12 | * | * | |
| 13 | CPL51 (BU-GN) | 20 | |
| 14 | VDN04 (VT-WH) | 22 | |
| 15 | CLS10 (GN-BN) | 18 | |
| 16 | CH201 (BN-BU) | 22 | |
| 17 | CCB08 (VT-WH) | 20 | |
| 18 | CRB04 (YE-GN) | 20 | |

| | | | |
|----|---------------|----|--|
| 19 | VMF04 (BN-BU) | 22 | |
| 20 | * | * | |
| 21 | CRD17 (GY) | 20 | |
| 22 | * | * | |
| 23 | SBB65 (RD) | 14 | |
| 24 | SBB80 (VT-RD) | 14 | |
| 25 | CDC35 (BU-WH) | 20 | |
| 26 | * | * | |
| 27 | VMF05 (GY-BU) | 22 | |
| 28 | CRB02 (BU-BN) | 22 | |
| 29 | SBB81 (RD) | 10 | |
| 30 | SBB10 (YE-RD) | 14 | |
| 31 | SBB16 (VT-RD) | 14 | |
| 32 | VDB06 (GY-OG) | 22 | |
| 33 | CH123 (VT-GN) | 22 | |
| 34 | RH111 (GY-BU) | 22 | |
| 35 | VH101 (WH-VT) | 20 | |
| 36 | * | * | |
| 37 | CRW15 (BN-WH) | 18 | |
| 38 | * | * | |
| 39 | LH111 (BN-WH) | 22 | |
| 40 | VDB07 (VT-OG) | 22 | |
| 41 | VX107 (YE-GY) | 22 | |
| 42 | * | * | |
| 43 | * | * | |
| 44 | VDB04 (BU) | 20 | |
| 45 | VDB05 (WH) | 20 | |
| 46 | CH203 (GN) | 26 | |
| 46 | CH203 (GN-WH) | 26 | |
| 47 | CLS21 (BU-GN) | 20 | |
| 48 | CLS25 (YE-VT) | 20 | |
| 49 | * | * | |
| 50 | CRD02 (BN-BU) | 22 | |
| 51 | * | * | |
| 52 | * | * | |
| 53 | * | * | |
| 54 | * | * | |
| 55 | * | * | |
| 56 | CH202 (BU) | 26 | |
| 56 | CH202 (BU-OG) | 26 | |

| | | | |
|----|---------------|----|--|
| 19 | VMF04 (BN-BU) | 20 | |
| 20 | * | * | |
| 21 | CRD17 (GY) | 20 | |
| 22 | * | * | |
| 23 | SBB65 (RD) | 14 | |
| 24 | SBB80 (VT-RD) | 14 | |
| 25 | CDC35 (BU-WH) | 20 | |
| 26 | * | * | |
| 27 | VMF05 (GY-BU) | 20 | |
| 28 | CRB02 (BU-BN) | 20 | |
| 29 | SBB81 (RD) | 10 | |
| 30 | SBB10 (YE-RD) | 14 | |
| 31 | SBB16 (VT-RD) | 14 | |
| 32 | VDB06 (GY-OG) | 20 | |
| 32 | VDB06 (GY-OG) | 22 | |
| 33 | CH123 (VT-GN) | 20 | |
| 34 | RH111 (GY-BU) | 22 | |
| 35 | VH101 (WH-VT) | 20 | |
| 36 | * | * | |
| 37 | CRW15 (BN-WH) | 18 | |
| 38 | * | * | |
| 39 | LH111 (BN-WH) | 22 | |
| 40 | VDB07 (VT-OG) | 20 | |
| 40 | VDB07 (VT-OG) | 22 | |
| 41 | VX107 (YE-GY) | 20 | |
| 42 | * | * | |
| 43 | * | * | |
| 44 | VDB04 (BU) | 20 | |
| 45 | VDB05 (WH) | 20 | |
| 46 | CH203 (GN-BN) | 22 | |
| 47 | CLS21 (BU-GN) | 20 | |
| 48 | CLS25 (YE-VT) | 20 | |
| 49 | * | * | |
| 50 | CRD02 (BN-BU) | 20 | |
| 51 | * | * | |
| 52 | * | * | |
| 53 | * | * | |
| 54 | * | * | |
| 55 | * | * | |
| 56 | CH202 (BU-GN) | 22 | |

| | | | |
|----|---------------|----|--|
| 57 | CH238 (YE) | 26 | |
| 58 | CH239 (BU) | 26 | |
| 59 | CH237 (VT-GY) | 22 | |

| | | | |
|----|---------------|----|--|
| 57 | CH238 (YE-OG) | 22 | |
| 58 | CH239 (BU-WH) | 22 | |
| 59 | CH237 (VT-GY) | 22 | |

Connector:
C1582

Description
CRUISE CONTROL
MODULE (CCM)

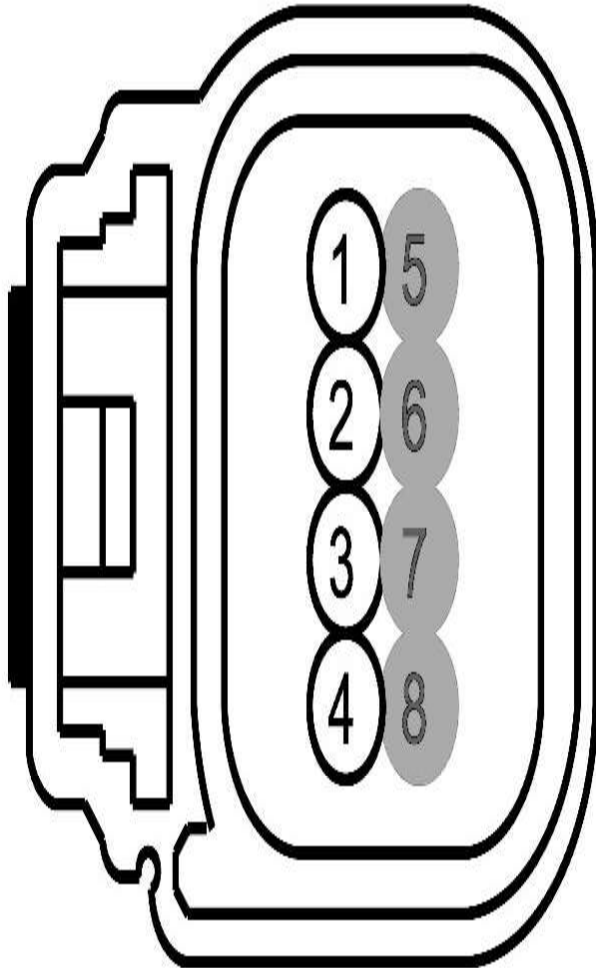
Color
BK

Harness
15K867

Base Part #
part# N/A

Service Pigtail
See Below

[Check for Terminal Part Numbers](#)



| Pin | Circuit | Gauge | Circuit Function | Qualifier |
|-----|------------------|-------|---|-----------|
| 1 | CBB23 (BN-YE) | 18 | FUSE - 23 OR CIRCUIT BREAKER | |
| 2 | VMF05 (GY-BU) | 20 | CTRL MOD. - FORWARD SENSING # FORWARD LOOKING RADAR CAN BUS LOW | |
| 3 | VMF04 (BN-BU) | 20 | CTRL MOD. - FORWARD SENSING # FORWARD LOOKING RADAR CAN BUS HIGH | |
| 4 | GD123 (BK-GY) | 20 | GROUND - FENDER FRONT RIGHT | |
| 5 | * | * | Not Used | |
| 6 | * | * | Not Used | |
| 7 | * | * | Not Used | |
| 8 | * | * | Not Used | |

Available Pigtail Kits

Service Part Number: **4U2Z-14S411-LC**
 Gauge:**18**
 Pin material:**Silver**
 Cavities:**8**

Vehicle Uses

- Module - Remote Keyless Entry
- Switch - Keyless Entry

Pigtail Kit Part Number **WPT-1198**

