


## 7 Pin Trailer Harness Modifications for WH0207 and WH0212


1

Unwrap Tesa tape from harness. Do not damage or discard tape because it will be re-used in a later step.




2

Locate the two metal leads from the inline resistors found on the white and yellow wires that attach to the black wire.



3

Cut the metal leads flush with the heat shrink at each attachment point so that nothing can come in contact with it. Be sure not to damage any wires in this process.



4

Re-install Tesa tape to the harness.

