

**EXTENDS SAME DISTANCE AS
 OUR ORIGINAL MIRROR!**



THE COMPACT

SMALL IN SIZE, BIG ON VISION!



NORMAL DRIVING POSITION



FIRST TOWING POSITION



EXTENDED TOWING POSITION

THE COMPACT INCLUDES

- > Accommodates the same features as the Next Gen Mirror
- > Even more compact design looks great on smaller vehicles and vehicles with service bodies
- > Larger mirror surface than the average OEM mirror
- > Large convex mirror design ensures wider visibility and safety
- > Choice of Manual Fold or Power Fold base*
- > 2 in 1 Category 5 LED indicator. Installation requires hard wiring if not a standard feature. Category 6 LED indicator available as optional extra

COMPACT OPTIONS*



Indicator
Light



360°
Camera



Heated
Glass



Position
Memory



Blind Spot
Monitoring

*Options may vary depending on make, model and year of vehicle

THE MOST COMPACT TOWING MIRROR AROUND!



Sleek-compact design. In the normal driving position, the Compact Mirror sits 76MM closer to the vehicle than our Original Towing Mirror



First towing position: The double telescopic steel arm construction allows for greater driving visibility



Looks great and adds massive functionality to your vehicle. [CLICK HERE](#) to see the functionality of the Compact mirrors.



Extended towing position: The Compact Mirror extends to the same towing position as our Original Towing Mirrors. In this position, you have the vision and confidence when towing your boat, trailer or caravan



Black Textured

Chrome

Raw Paintable

Cap Options: Comes in a choice of black textured, chrome or gloss black (Raw) which can be painted any colour to match your vehicle (Done at any third party auto painting service)



Design Registration No: 202012425

NEXT GEN CLEARVIEW[®] ACCESSORIES



THE NEXT GEN FEATURES

- Sturdy steel arm construction with telescopic 2 stage slide out extension
- Attaches to your original vehicle mirror mounts
- 2 telescopic arm positions: Normal driving position, First towing position and Extended towing position
- Large top flat glass for optimum vision and safety
- Choice of Manual Fold or Power Fold base*
- Repositioned convex bottom mirror to sit higher above the window line improving visibility
- Smaller frame size and overall shape reduces wind resistance
- 2 in 1 Category 5 LED indicator. Installation requires hard wiring if not a standard feature. Category 6 LED indicator available as optional extra
- Will fit all existing mirror bases, but not recommended for a conversion.
- Sits back in close to the car when not towing

NEXT GEN



CLEARVIEWACCESSORIES.COM.AU



THE NEXT GENERATION IN TOWING



Sleek-compact design. In the normal driving position, the Compact Mirror sits 76MM closer to the vehicle than our Original Towing Mirror



First towing position: The double telescopic steel arm construction allows for greater driving visibility

Extended towing position: Extending a massive 180MM, the Next Gen Mirror expands to the same distance position as our Original Mirror! At this position, you have complete vision and confidence for towing your boat, trailer or caravan. Total extension length from base mount is 531MM



Looks great and adds massive functionality to your vehicle

NEXT GEN OPTIONS*



Indicator Light



360° Camera



Heated Glass



Position Memory



Blind Spot Monitoring

All Clearview mirrors come with the option of manual or electric operation of top flat glass

*Options may vary depending on make, model and year of vehicle



Comes in a choice of chrome, black textured or gloss black which can be painted to any colour to match your vehicle (Done at any third party auto painting service)



Design Registration No: 202012426

INFO@CLEARVIEWACCESSORIES.COM.AU

ORIGINAL
CLEARVIEW[®]
 TOWING MIRRORS



YOU CANT BEAT A CLASSIC!



NORMAL DRIVING POSITION



EXTENDED TOWING POSITION

THE ORIGINAL INCLUDES

- > Sturdy steel arm construction
- > 2 telescopic arm positions:
 - Normal driving position (100MM clearance from vehicle)
 - Extended towing position (200MM clearance from vehicle)
- > Extra large top flat glass for optimum vision and safety
- > Convex bottom mirror eliminates all blind spots
- > Choice of Manual Fold or Power Fold base
- > Category 5 indicator

**Options may vary depending on make, model and year of vehicle
 Please refer to options page for more detail*

ORIGINAL OPTIONS*



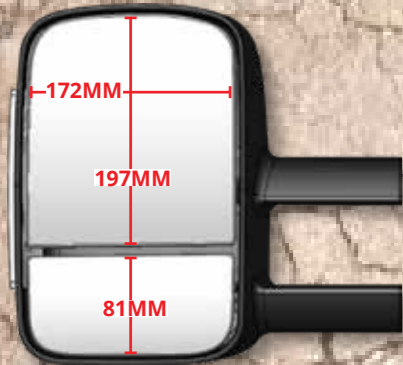
*All Clearview mirrors come with the option
 of manual or electric operation of top flat glass*



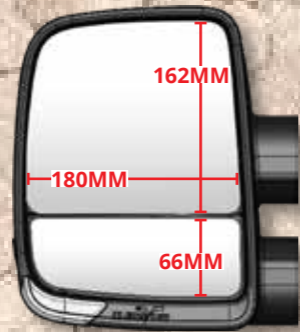
TOWING MIRRORS

COMPARISON CHART


CLEARVIEW ORIGINAL



CLEARVIEW NEXT GEN




CLEARVIEW COMPACT




TOWING MIRRORS

COMPARISON CHART

CLEARVIEW ORIGINAL



CLEARVIEW NEXT GEN



CLEARVIEW COMPACT

